

University of California, San Diego

Six Colleges, One Great University

9500 Gilman Drive, La Jolla, CA 92093 • (858) 534-2230 • www.ucsd.edu

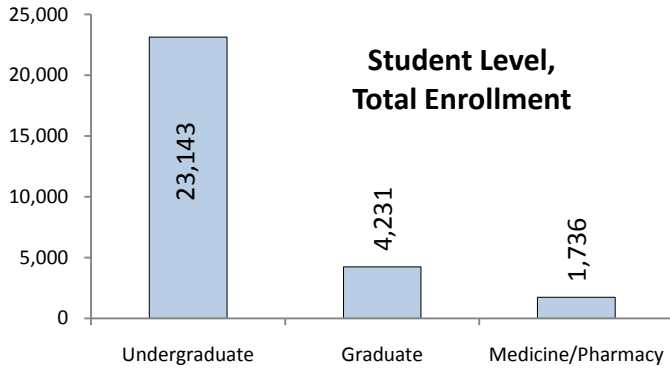


Student Characteristics (Fall 2009)

[More](#)

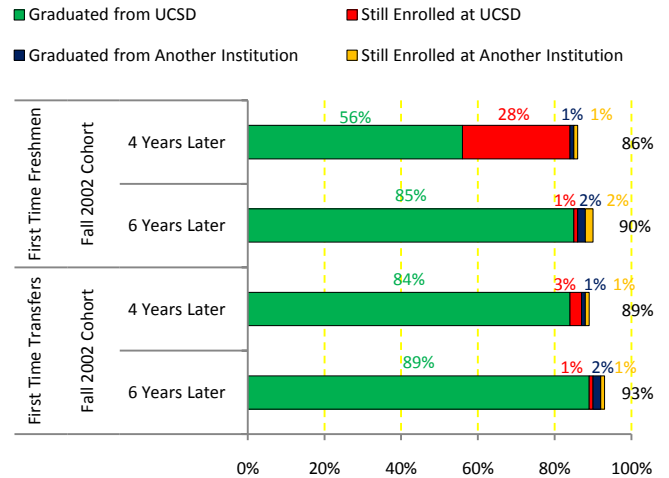
Total Number of Students

28,200



Undergraduate Success and Progress Rate

[More](#)



Undergraduate Profile (Fall 2009)

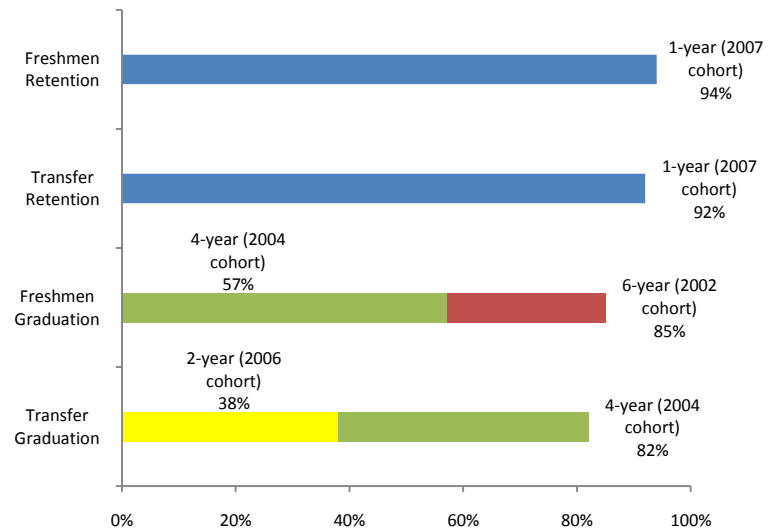
Total	23,143
Gender	
Female	12,004 52%
Male	11,139 48%
Ethnicity	
African-American	368 2%
Asian	10,248 44%
Mexican-American	2,344 10%
Filipino	1,035 4%
Latino/Other Spanish	667 3%
Native-American	92 0%
Caucasian	5,986 26%
Other/Undeclared	2,403 10%
Home Location	
San Diego/Imperial Counties	4,534 20%
Los Angeles/Orange Counties	9,840 43%
San Francisco/Bay Area	5,079 22%
Other Calif. Counties	2,037 9%
Out-of-State	679 3%
Foreign	974 4%
Age	
The average age of undergraduates:	21 Years
Percentage of undergraduates over 25 years:	5%

Average time-to-degree

Students who entered UCSD from high school (2002 cohort):
4.2 years (or 12.7 quarters)

Community college transfer students (2002 cohort):
2.7 years (or 8.0 quarters)

Retention and Graduation Rates



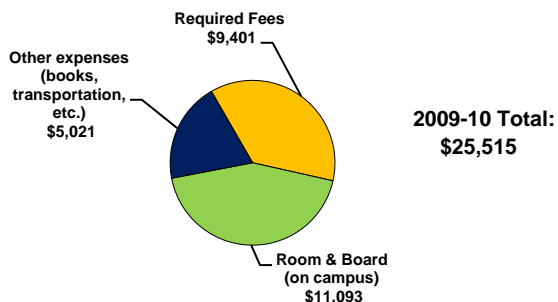
UCSD Profile

UC San Diego has developed this document to provide potential students and their parents with information about our Campus. Modeled on the current efforts of several national organizations, this data is presented in a similar format for ease in comparing institutions. These efforts are a response to the Federal call for universities to be more open and accountable, and also as an alternative data source to the various college rankings so hotly debated in today's media. Students and parents should have more control in making their own decisions about which aspects are important in selecting potential universities to complete their undergraduate education. This document is meant to provide basic information across a range of Campus issues, and be a gateway to the many Campus web sites that deal with these issues in greater detail.

Cost of Attendance and Financial Aid

[More](#)

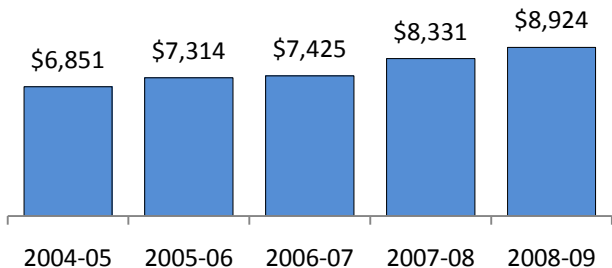
Typical Undergraduate Cost per Year without Financial Aid
(Full-Time, In-State Students Living On Campus)



[CLICK HERE](#) to get an estimate of your UCSD financial aid

Fee Trends

Annual In-State Undergraduate Fees (Includes waivable Student Health Insurance)



Financial Aid Awarded to Undergraduates

Overall Financial Aid (2007-2008)

During the 2007-2008 academic year, 64% of UCSD undergraduates received financial aid (including student and parent loans); their average award was \$14,507.

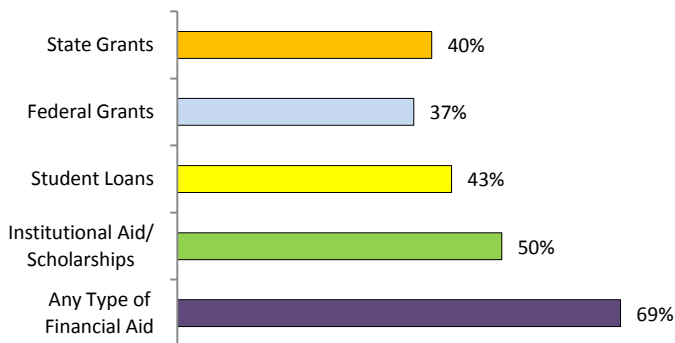
Need-Based Grants and Scholarships (2008-2009)

51% of Fall 2008 UC San Diego undergraduates received need-based scholarships or grant aid; the average award was \$11,854. 32% of UCSD undergraduates received Pell Grants.

Loans (2007-2008 Graduate Class)

Among students who graduated from UC San Diego in 2007-2008 and started as freshmen, 50% borrowed while enrolled at UC San Diego. Average cumulative debt at graduation for these borrowers was \$16,317. (All figures exclude parent loans.)

Percent of Fall 2007 Freshmen Receiving Each Type of Financial Aid

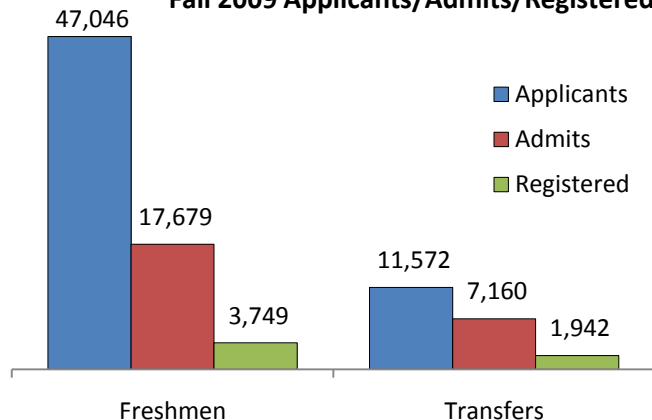


Note: Students may receive aid from more than one source.

Undergraduate Admissions

[More](#)

Fall 2009 Applicants/Admits/Registered



Test(s) Required for Admission (2007):

SAT or ACT

Middle 50% of Score Range

50% of enrolled students have test scores in the following ranges. 25% have scores above and 25% have scores below.

Entering New Freshmen SAT Scores (Fall 2006)

Math	600 - 700
Critical Reading	540 - 660
Writing	560 - 670

Middle 50% of Score Range

Freshmen High School GPA (5-point scale)	3.95
Transfer Student GPA (5-point scale)	3.30

Areas of Study and Degrees Awarded

[More](#)

UCSD offers a wide variety of nationally recognized majors in a broad array of fields, see

[Departmental Undergraduate Majors.](#)

For a complete list of Departments & Programs [CLICK HERE](#)

Degrees Conferred, 2008/2009

Bachelor Degree	5,325	74%
Master Degree	990	14%
Candidate in Philosophy	234	3%
Ph.D.	437	6%
Pharmacy	55	1%
M.D.	109	2%
Total	7,150	100%

Undergraduate Degrees by Major Field of Study, 2008/2009

Arts	249	5%
Humanities	260	5%
Engineering	747	14%
Science/Math	395	7%
Biology	1,173	22%
Social Science	2,499	47%
Double/Special	2	0%
Total	5,325	100%

Facts of Note (as of 09-03-09) - Local Impact, National Influence, Global Reach - The University

[More](#)

- **The University:** Founded in 1960, the University of California, San Diego is one of the nation's most accomplished research universities, widely acknowledged for its local impact, national influence and global reach. The campus is ideally located near the Pacific Ocean, the U.S.-Mexico border and the Pacific Rim. UC San Diego is renowned for its collaborative, diverse and cross-disciplinary ethos that transcends traditional boundaries in science, arts and the humanities. The university's award-winning scholars are experts at the forefront of their fields with an impressive track record for achieving scientific, medical and technological breakthroughs. A leader in climate science research, UC San Diego is one of the greenest universities in the nation and promotes sustainability solutions throughout the region and the world.
- **Budget:** UC San Diego's annual revenues are \$2.4 billion. (23% of this total is from the federal government for research; 12% is from the State of California for education.). UC San Diego's total research expenditures for 2007-08 were \$798 million. The National Science Foundation ranks UC San Diego 6th in the nation in R&D expenditures.
- **Students:** Total campus enrollment is 28,500 students (as of fall 2008). UC San Diego received more than 47,000 freshman applications for fall 2009 admission (the third highest application rate in the UC system). The admitted freshman's average high school GPA was 4.08. The campus ranks 7th nationally among major research universities sending students abroad in full-year programs, and 7th among U.S. research institutions in the number of international scholars hosted.
- **Economic Impact:** UC San Diego contributes more than \$7.2 billion in direct and indirect spending and personal income each year to the California economy and generates 39,000 jobs, according to an independent study conducted by CBRE Consulting based on FY 2006-07 data. The university's faculty and alumni have created at least 193 start-up companies, including many local biotech companies. The university is the 3rd largest employer in San Diego County with nearly 26,000 employees.
- **Specialized Resources:** Scripps Institution of Oceanography; School of Medicine; UC San Diego Medical Center; Jacobs School of Engineering; Rady School of Management; School of International Relations & Pacific Studies; San Diego Supercomputer Center; Center for U.S.-Mexican Studies; Institute on Global Conflict and Cooperation; Institute of the Americas; UC San Diego Extension; Skaggs School of Pharmacy & Pharmaceutical Sciences; California Institute for Telecommunications and Information Technology (Calit2); Center for Research in Computing and the Arts; Center of Interdisciplinary Science for Art, Architecture, and Archaeology (CISA3).

Academic Rankings

[More](#)

- U.S. News & World Report ranks UC San Diego as the 7th best public university in the nation, and 35th among the nation's top 262 universities. Also, in its survey of graduate programs, U.S. News ranks the School of Medicine 6th among the nation's public medical schools and the Jacobs School of Engineering 6th among the nation's public engineering schools. U.S. News also ranks UC San Diego 15th among national universities in the category of "Up and Coming Schools."
- The UC San Diego Medical Center is ranked among the best in the nation in six specialty areas (respiratory disorders; rheumatology; kidney disorders; cancer; urology; psychiatry) in the 2009 U.S. News & World Report annual "Best Hospitals" issue.
- Thomson Scientific ranks UC San Diego the 7th highest-impact research institution in the nation from 2001-2005, based on the citation impact of published research in science and the social sciences.
- UC San Diego is ranked the 2nd best university in the nation by the Washington Monthly's 2009 College Guide, based on the positive impact the university has had on the country.
- UC San Diego is ranked the 9th greenest university in the country by the national publication Greenopia, based on the university's environmental performance.
- UC San Diego was named the "hottest" institution in the nation for students to study science by Newsweek and the 2006 Kaplan/Newsweek College Guide.
- The 2008 Academic Rankings of World Universities conducted by Shanghai Jiao Tong University in China ranks UC San Diego the 3rd best public university in the U.S.
- UC San Diego's undergraduate, master's and Ph.D. programs all ranked on the list of the top 20 international development programs by the journal Foreign Policy.
- The Princeton Review's annual college guide ranks UC San Diego as the 7th best value among public universities in the nation. Kiplinger's Personal Finance ranks UC San Diego 10th nationally for best values in public colleges. UC San Diego graduates rank 5th nationally in salary earnings among public universities, according to Payscale.com.
- The Preuss School, a public charter at UC San Diego, is ranked the 10th best high school in the nation by Newsweek and the 8th best high school by U.S. News & World Report. Business Week magazine named The Preuss School the top low-income school in the state.
- The 2008 National Collegiate Scouting Association's Collegiate Power Rankings list places UC San Diego 1st in Division II, and 20th overall, based on student-athlete graduation rates, academic strength and athletic prowess. The global Web site Surfline ranks UC San Diego as the #1 campus in the nation for surfing based on our proximity to the world-renowned Black's Beach, nationally ranked surf team, lively student life, affordable educational costs and extensive offering of surf classes.
- The Milken Institute ranks UC San Diego 6th among the world's leading universities in the strength of its biotechnology research publications and 8th in the number of biotech patents issued.



UC San Diego Principles of Community

[More](#)

To foster the best possible working and learning environment, UCSD strives to maintain a climate of fairness, cooperation, and professionalism. These principles of community are vital to the success of the university and the well being of its constituents. UCSD faculty, staff, and students are expected to practice these basic principles as individuals and in groups.

We value each member of the UCSD community for his or her individual and unique talents, and applaud all efforts to enhance the quality of campus life. We recognize that each individual's effort is vital to achieving the goals of the university.

We affirm each individual's right to dignity and strive to maintain a climate of justice marked by mutual respect for each other.

We value the cultural diversity of UCSD because it enriches our lives and the university. We celebrate this diversity and support respect for all cultures, by both individuals and the university as a whole.

We are a university that adapts responsibly to cultural differences among the faculty, staff, students, and community.

We acknowledge that our society carries historical and divisive biases based on race, ethnicity, gender, age, disability, sexual orientation, religion, and political beliefs. Therefore, we seek to foster understanding and tolerance among individuals and groups, and we promote awareness through education and constructive strategies for resolving conflict.

We reject acts of discrimination based on race, ethnicity, gender, age, disability, sexual orientation, religion, and political beliefs, and we will confront and appropriately respond to such acts.

We affirm the right to freedom of expression at UCSD. We promote open expression of our individuality and our diversity within the bounds of courtesy, sensitivity, confidentiality and respect.

We are committed to the highest standards of civility and decency toward all.

We are committed to promoting and supporting a community where all people can work and learn together in an atmosphere free of abusive or demeaning treatment.

We are committed to the enforcement of policies that promote the fulfillment of these principles.

We represent diverse races, creeds, cultures, and social affiliations coming together for the good of the university and those communities we serve. By working together as members of the UCSD community, we can enhance the excellence of our institution.

Study at UCSD

[More](#)

Classroom Environment (Fall 2008)

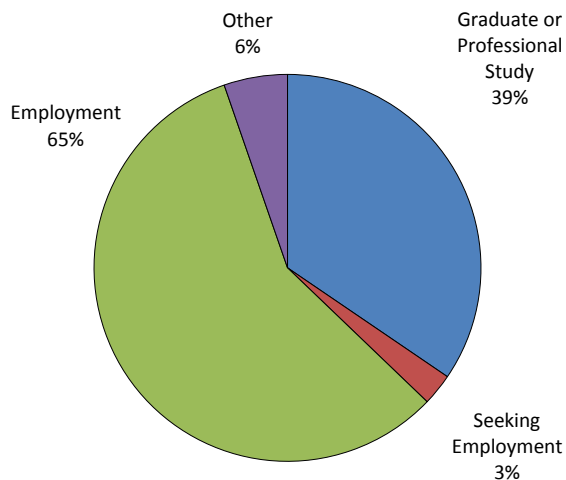
Students per Faculty (2008-2009)	19 to 1
Undergraduate classes with fewer than 30 students	57%
Undergraduate classes with fewer than 50 students	70%

Instructional Faculty (Fall 2008)

Total Full-time Instructional Faculty	1,205
% women	29%
% minority	23%
Total Full-time Faculty	984
Total Part-time Faculty	221
% Faculty with PhD or Equivalent	95%

Future Plans of Bachelor Degree Recipients

[More](#)



Student Housing

[More](#)

UCSD guarantees housing to all eligible new freshmen. Approximately 92% of the Fall 2008 entering class of freshmen were housed on campus in residence halls or apartments. 33% of all undergraduates live on campus.

Campus Safety

[More](#)

The UCSD Police Department is a diverse organization dedicated to providing the highest quality police service to students, faculty, staff, and visitors. Our primary mission is protecting lives and property, which has resulted in an exemplary record of law enforcement service.

Mission Statement and Values: The UCSD Police Department is dedicated to maintaining a safe community for instruction, research, and public service. This mission is accomplished through the values of Integrity, Respect and Support.

[CLICK HERE for Campus Safety Report](#)



Student Experiences and Perceptions

[More](#)

Students who are actively involved in their own learning and development are more likely to be successful in college. Colleges and universities offer students a wide variety of opportunities both inside and outside the classroom to become engaged with new ideas, people, and experiences. Institutions measure the effectiveness of these opportunities in a variety of ways to better understand what types of activities and programs students find the most helpful.

The following are selected responses from the 2008 University of California Undergraduate Experience Survey (UCUES). The questions have been grouped together in categories that are known to contribute to student learning and development. The results reported below are based on the responses of UCSD seniors who participated in the survey.

Responses from UC San Diego students

Would choose to attend this institution again:	76.6%
Report that their campus has a strong commitment to undergraduate education:	80.6%
Reported making class presentations often this year:	21.7%
Participated in community service in 2007-08:	57.4%
Have done independent study:	17.1%
Have completed an internship with faculty (Upper Division):	16.8%
Rate their ability to appreciate, tolerate, understand racial and ethnic diversity as good to excellent:	92.8%
Talked with an instructor often outside of class about course material:	24.2%
Worked with a faculty member often on a campus activity other than coursework:	12.6%

Graduating Senior and Alumni Surveys

[More](#)

UC San Diego conducts various surveys for graduating seniors and alumni. The summary of responses to core questions from a couple of these surveys will be provided below.

[CLICK HERE for additional information](#)

2004/2005 Postbaccalaureate Survey (Administered to cohorts of graduates from 1, 3 and 4 years ago)

General Attitude Toward UCSD			
Graduating Class of :	2002/03	2000/01	1999/2000
Very Positive	38.7%	51.8%	44.7%
Positive	46.5%	38.7%	45.3%

Primary Field of Graduate Study (Top 10)			
Graduating Class of :	2002/03	2000/01	1999/2000
Medical, Dental, Veterinary	9.7%	10.3%	10.3%
Business Administration	6.5%	9.0%	7.7%
Elementary Education	5.0%	6.0%	5.4%
Psychology	4.7%	3.5%	5.0%
Biology (General)	4.3%	4.6%	3.1%
Computer Science	3.7%	4.9%	1.5%
Electrical/Electronic Engineering	3.7%	1.9%	3.4%
Political Science	3.4%	1.6%	4.2%
Pharmacy	2.8%	2.2%	1.1%
Other Education	2.2%	3.8%	3.4%

Current Occupation/Field of Employment (Top 10)			
Graduating Class of :	2002/03	2000/01	1999/2000
Teacher (Elementary/Sec.)	8.4%	11.9%	7.9%
Engineer	8.0%	4.5%	7.9%
Scientific Researcher	5.1%	3.4%	3.6%
Business Sales/Buyer	4.4%	1.3%	1.1%
Research Analyst	4.0%	2.4%	2.1%
Business (Clerical)	3.6%	1.6%	0.7%
Computer/Software Engineer	3.2%	7.4%	5.4%
Comp. Programmer/Analyst	2.9%	2.9%	1.8%
Accountant/Actuary	2.3%	2.1%	3.2%
College Administrator/Staff	2.3%	3.2%	2.5%

Would You Recommend UCSD to Someone Considering Attending?			
Graduating Class of :	2002/03	2000/01	1999/2000
Definitely Yes	55.1%	67.1%	62.9%
Probably Yes	33.7%	26.4%	28.9%

2005-2006 Graduating Senior Survey (CSS)

Highest degree planned to obtain from any institution	%
Bachelor's degree (B.A., B.S., etc.)	14.0
Master's degree (M.A., M.S., etc.)	39.8
Ph.D. or Ed.D.	19.4
M.D., D.O., D.D.S., or D.V.M.	10.7
LL.B. or J.D. (Law)	10.2
Other	5.9

Students reporting "much stronger" abilities and skills compared to when they first started college in:	%
Preparedness for employment after college	24.6
Preparedness for graduate or advanced education	32.8

Have participated in a study abroad program: 23%

2005-2006 Graduating Senior Survey (CSS)

	%
If you could make your college choice over, would you still choose to enroll at your current (or most recent) college?	
Definitely yes or Probably I would	81.0
Since entering college have you:	
Participated in an internship program	43.9
Students indicating they were "very satisfied" or "satisfied" with the following aspects of campus life:	
Courses in your major field	84.6
Overall quality of instruction	78.3
Overall college experience	76.4
Respect for the expression of diverse beliefs	76.5
Compared with the average person of his/her age, student rated self "above average" or "highest 10%" in:	
Academic ability	80.6
Mathematical ability	46.3
Writing ability	59.8
Variety of courses available in your major	
Satisfied or Somewhat satisfied	77.9

	%
Plan to pursue graduate education after UCSD	85.1
Since entering college, students "frequently" or "occasionally":	
Worked on independent study projects	54.7
Students indicating they were "very satisfied" or "satisfied" with their current (or most recent) college in:	
Library facilities	88.3
Computer facilities	83.8
Availability of Internet access	91.5
Recreational facilities	80.0
Students reporting "much stronger" abilities and skills compared to when they first started college in:	
General knowledge	46.9
Ability to get into a major that you want	
Satisfied or Somewhat satisfied	87.8
Quality of upper-division courses in your major	
Satisfied or Somewhat satisfied	87.3

Current Faculty Honors

[More](#)

- **Nobel Prize:** Renato Dulbecco, physiology/medicine (1975); Harry Markowitz, economics (1990); Paul Crutzen, 1995, chemistry; Mario J. Molina, chemistry (1995); Robert F. Engle, economics (2003); Roger Tsien, chemistry (2008). The 2007 Nobel Peace Prize was awarded to former vice president Al Gore and the Intergovernmental Panel on Climate Change, whose roster of researchers lists nearly two dozen Scripps Institution of Oceanography scientists including Mario Molina, Veerabhadran Ramanathan, Richard Somerville and Lynne Talley.
- **Fields Medal:** Michael Freedman, mathematics (1986); Efim Zelmanov, mathematics (1994).
- **Balzan Prize:** J. Freeman Gilbert, geophysics (1990); Wolfgang Berger, marine sciences (1993).
- **National Medal of Science:** Margaret Burbidge, astrophysics (1983); Walter Munk, geophysics (1983); Michael Freedman, mathematics (1987); Yuan-Chen
- **National Humanities Medal:** Ramon Eduardo Ruiz, Latin American history (1998).
- **Pulitzer Prize:** Roger Reynolds, music (1989).
- **Kyoto Prize:** Walter Munk, geophysics (1999).
- **MacArthur Fellows:** Guillermo Algaze, anthropology; Nancy D. Cartwright, philosophy; Patricia Churchland, philosophy; Michael Freedman, mathematics;
- **Tony Award:** Judith Dolan, theatre and dance (1997).
- **Academy Award:** Henrik Wann Jensen, computer science and engineering (2004).

Graduate Education

[More](#)

With more than 48 graduate departments and programs, on campus, UCSD provides a stimulating research environment with 3,953 students pursuing graduate and first-professional degrees, as well as 1,729 medical/pharmacy students, as of Fall 2008.



Self-Reported Gains in Academic and Life Skills for Seniors (who entered UC as Freshmen)

[More](#)

	Percent Rating Skills as "Very Good" or "Excellent"			Percent Rating Skills as "Very Good" or "Excellent"	
	When Started			When Started	
	UC as a Freshman	In Senior Year		UC as a Freshman	In Senior Year
Analytical and critical thinking skills*	27%	70%	Internet skills	39%	71%
Ability to write clearly and effectively*	25%	54%	Library research skills	14%	47%
Read and comprehend academic material	21%	64%	Other research skills	12%	48%
Foreign language skills	16%	25%	Ability to prepare & make a presentation	16%	47%
Understanding of a specific field of study*	7%	75%	Interpersonal (social) skills	24%	58%
Quantitative (mathematical & statistical) skills	29%	43%	Ability to appreciate, tolerate & understand racial & ethnic diversity	52%	74%
Ability to speak clearly & effectively in English	54%	72%			
Understanding international perspectives	11%	50%	Ability to appreciate cultural & global diversity	37%	64%
Leadership skills	19%	48%	Understanding of personal social responsibility	33%	66%
Computer skills	24%	55%	Self awareness and understanding	25%	68%

* Used in UC Accountability Report

Learning Outcomes

[More](#)

2005-2006 Graduating Senior Survey (CSS)

2008 UCUES

Rated self "highest 10%" or
"above average" compared to
average person
his/her age in:

	Freshmen (CIRP)	Graduating Seniors (CSS)	Difference
Computer Skills	42.3%	46.8%	4.5%
Leadership ability	56.3%	59.3%	3.0%
Self confidence (intellectual)	65.5%	68.3%	2.8%
Self confidence (social)	44.1%	49.9%	5.8%
Self understanding	58.4%	68.0%	9.6%
Public speaking ability	38.1%	42.9%	4.8%
Understanding of others	69.5%	76.4%	6.9%

Satisfaction: overall academic experience
Very to somewhat satisfied 78.7%

Current proficiency: Analytical and critical thinking skills
Excellent or Very good 62.3%

Other Outcomes Indicators

2007

- * 74% Law school (ABA approved only) admit rate
66% national avg
- * 40% Medical school (allopathic only) admit rate
45% national avg

Average UCSD undergraduate score on:

	UCSD	National
GRE Verbal	534	473
GRE Quantitative	681	543
GRE Analytical	658	n/a
Average score on the LSAT (applied to Law School)	156.9	152.8
Average score on the MCAT (applied to Med School)	28.1	25.9

* based on those students who released their information

